

Scripture Memory Packet

# D is for Diligently

by Kirstylee  
of  
Moms Have Questions Too

# Hidden Picture

Click on the link below, then download and print the hidden picture page.

<https://www.lds.org/friend/2008/06/hidden-picture?lang=eng&query=hidden+pictures>

# Diligently




Mosiah 1:7

And now, my sons,  
I would that ye  
should remember  
to search them  
diligently, that ye  
may profit  
thereby;



# Matching Sounds


Draw a line from one object to the other object that begins with the same sound.



# Counting


How many BIG pictures are there? \_\_\_\_\_

How many small pictures are there? \_\_\_\_\_



# What's Different?







Circle the picture in each row that is different.



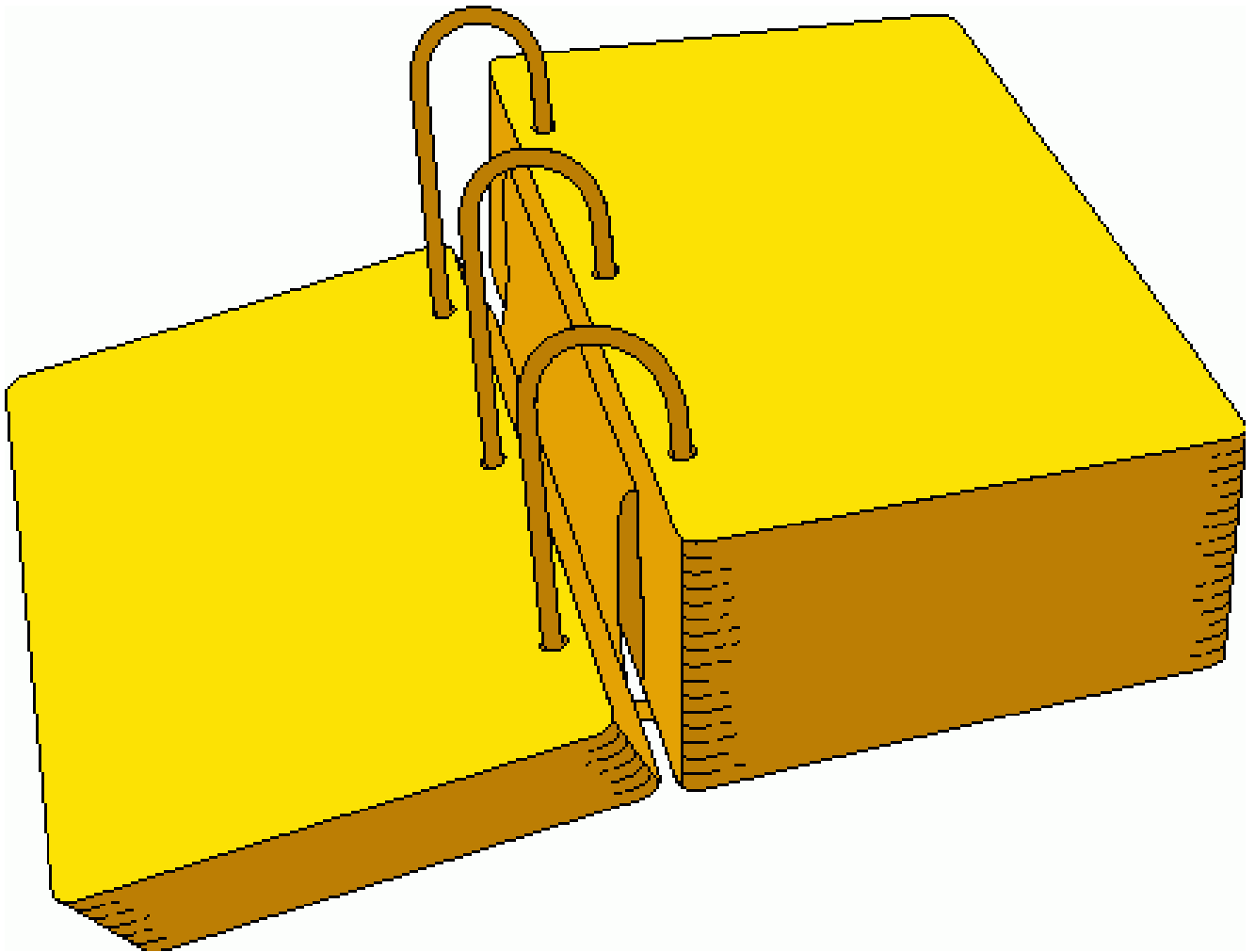


# Size Sort

Cut out the pictures, then put them in order from biggest to smallest.



# Lacing Card










# Color by Letter

Click on the link below, then download and print the activity sheet and follow the instructions on it.

<http://www.education.com/worksheet/article/color-hidden-d-kindergarten/>

# 2 Part Puzzles



# Circle the Picture

Circle the pictures of the objects that start with the letter D.

How many pictures did you circle? \_\_\_\_

