

Scripture Memory Packet

F is for Faith

by Kirstylee
of
Moms Have Questions Too

Word Search

Search for the words at the bottom of the page.
When you find them, in the word search, circle them,
then cross them off the list.


C	G	P	W	M	Q	U	X	A	H
S	B	E	I	K	R	F	C	D	O
F	N	W	T	L	I	A	V	G	P
M	O	U	N	T	A	I	N	I	E
F	R	R	E	E	Y	T	N	L	T
A	V	J	S	Q	T	H	D	O	D
O	R	E	S	N	W	A	V	E	S

Faith	Hope	Mountain
Waves	Tree	Witness

Faith

Jacob 4:6

We obtain a hope,



and our



faith

becometh










unshaken,

Line Matching

Draw a line from each picture to the matching picture on the other side.



Count the objects in each box. Color the square that has the correct number in it.

								
3	4	1	8	5	9	1	4	2
								
8	6	7	4	8	9	2	6	1
								
3	5	2	8	3	7	3	5	9

Circle the Yellow Object

Circle the yellow object in each row.


Sorting

Cut out the letters. Sort by uppercase and lowercase and glue them onto the correct side.

Uppercase	Lowercase



f	F	F	f
F	f	f	F

Lacing Card



Coloring

Color the things that make your faith grow **green**.
Color the things that make your fear grow **blue**.








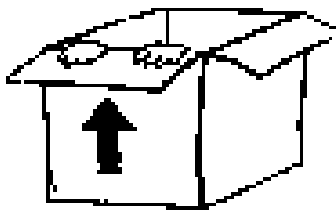
Popsicle Stick Puzzle

This is Alma when he was teaching the poor about faith. Use the instructions in this post (<http://www.mamamiss.com/2012/07/12/busy-bag-popsicle-stick-puzzle-free-printable/>) to turn this picture into a popsicle stick puzzle. The popsicle sticks will fit horizontally on the picture.



Rhyming Words

Color the picture on the left, then read the word next to it. Then, think of a rhyming word and write a letter to make that word. Now draw a picture of the rhyming word.

	bug	__ug	
	cat	__at	
	frog	__og	
	fan	__an	
	bee	__ee	
	box	__ox	