

Scripture Memory Packet

J is for
Jesus


by Kirstylee
of

Moms Have Questions Too

Match the Scriptures

Read each scripture then draw a line to match it to the picture that goes with it.

And whoso believeth
in me, and is
baptized, the same
shall be saved;
3 Nephi 11:33




And I kneeled down
before my Maker, and
I cried unto him in
might **prayer** and
supplication for mine
own soul;
Enos 1:4



The **heavens** is a
place where God
dwells and all his holy
angels.
Alma 18:30





Jesus

2 Nephi 26:12

And I spake

concerning the



convincing of the

Jews, that Jesus

is the very Christ,

Shadow Match

Draw a line matching each picture to the picture with the same shadow.



Color the Boxes

Color the correct number of boxes in each row.

1								
2								
3								
4								
5								
6								
7								
8								

Circle the small Picture

Circle the picture in each row that is small.





Sorting

Cut out the pictures at the bottom. Glue them under the correct color.

Pink

Blue



Lacing Card



Color the Picture

Color each picture with the color next to it.



blue



orange



white



red



purple



yellow



brown




green



pink

Popsicle Stick Puzzle

Cut out this picture and mod podge it to popsicle sticks. When it's dry, use a knife to carefully cut the popsicle sticks apart. Have your child make the popsicle stick puzzle.



Finish the Word

Look at the picture and say the word. Finish the word by writing the last letter.



pai_____



bo_____



an_____



boa_____



su_____



fo_____



moo_____